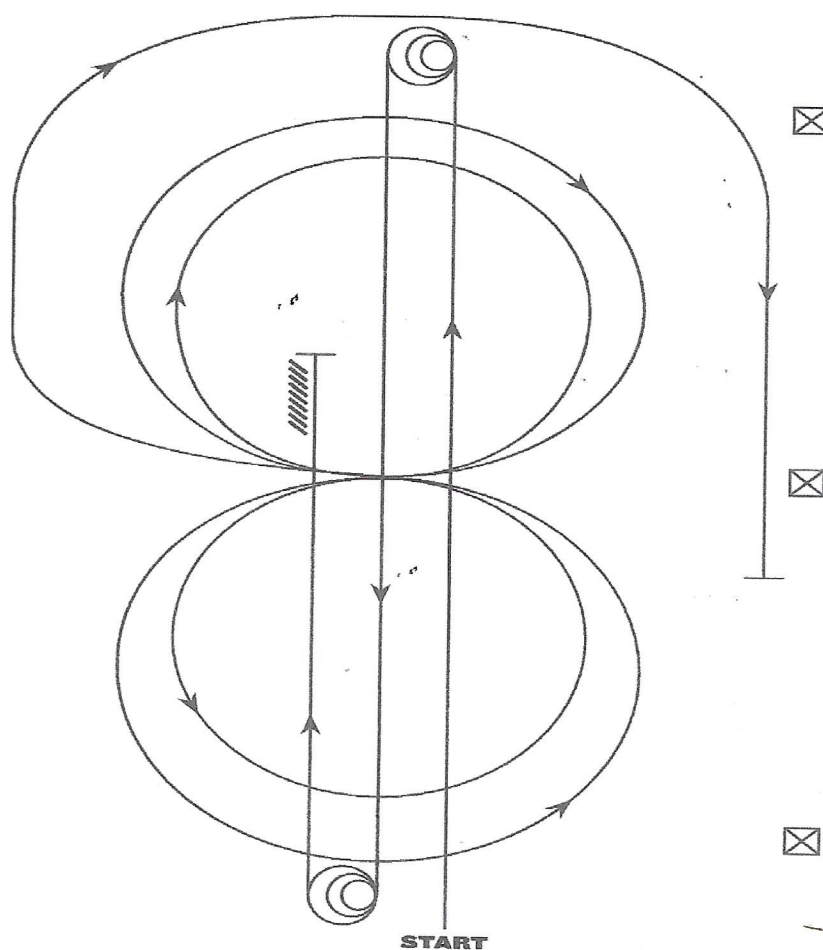


Hawkeye Ranch Horse Classic

Thursday, August 21, 2025

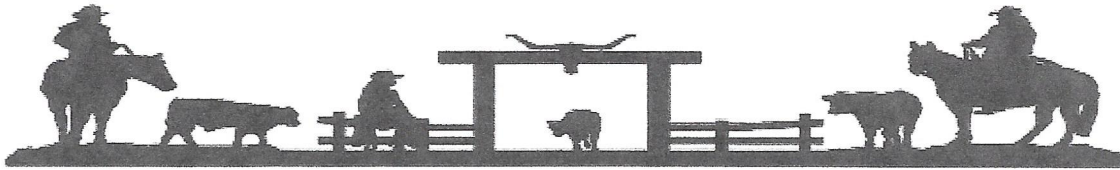
VRH Ranch Reining # 4



Mandatory Marker along Fence or Wall: The judge shall indicate with markers on arena fence or wall the center of pattern. Judge shall also end place markers on fence or wall at least 50' from each end of the arena.

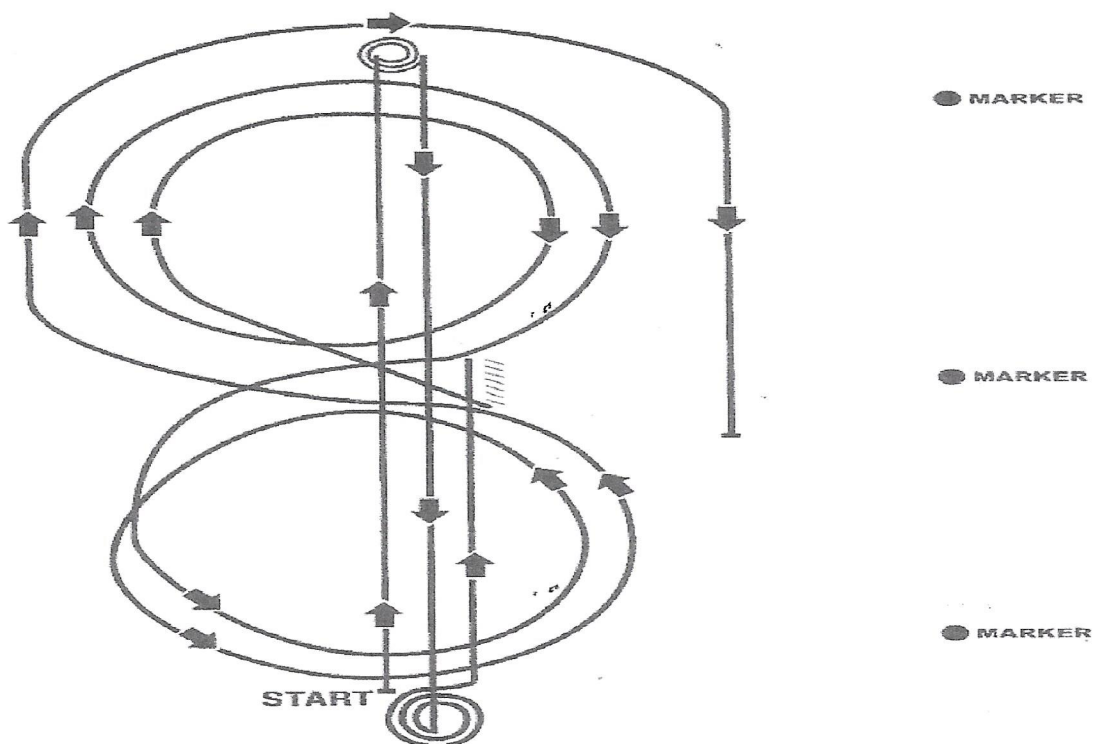
Ride pattern as follows:

1. Run up center of arena past the end marker and do a sliding stop.
2. Complete 3 1/2 spins to the left.
3. Run down to opposite end of arena, past the end marker and do a sliding stop.
4. Complete 3 1/2 spins to the right.
5. Run past the center marker and do a sliding stop. Back at least 10 feet. Complete 1/4 turn to the left; hesitate.
6. Beginning on right lead, complete two circles to the right - the first one small and slow, the second one large and fast. Change leads at center of arena.
7. Complete two circles to the left - the first one small and slow, the second one large and fast. Change leads at center of arena.
8. Begin a large circle to the right but do not close this circle. Run down the right side of the arena, past the center marker and do a sliding stop at least 20 feet from the fence. Hesitate to show completion of pattern.



Hawkeye Ranch Horse Classic

Thursday, August 21, 2025
AQHA Working Cow Horse # 4

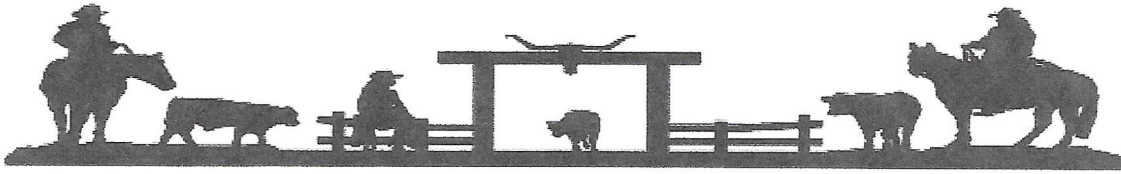


1. Start at end of arena. Run up center of arena past the end marker and come to a sliding stop.
2. Complete 3 1/2 spins to the left.
3. Run to other end of arena past the end marker and stop.
4. Complete 3 1/2 spins to the right.
5. Run past the center marker and stop. Back at least 10 feet. Complete 1/4 turn to the left, hesitate.
6. Begin on right lead. Circle to the right. Complete two circles to the right, the first one small and slow and the second large and fast. Change leads at the center of the arena. Complete one small, slow circle and one large, fast circle. Change leads at the center of arena.
7. Run around end of arena to the other side, past the center marker, at least 20 feet from fence and come to a sliding stop. Hesitate to complete pattern.

Pattern 4

1. Stop
2. 3 1/2 left spins
3. Stop
4. 3 1/2 right spins

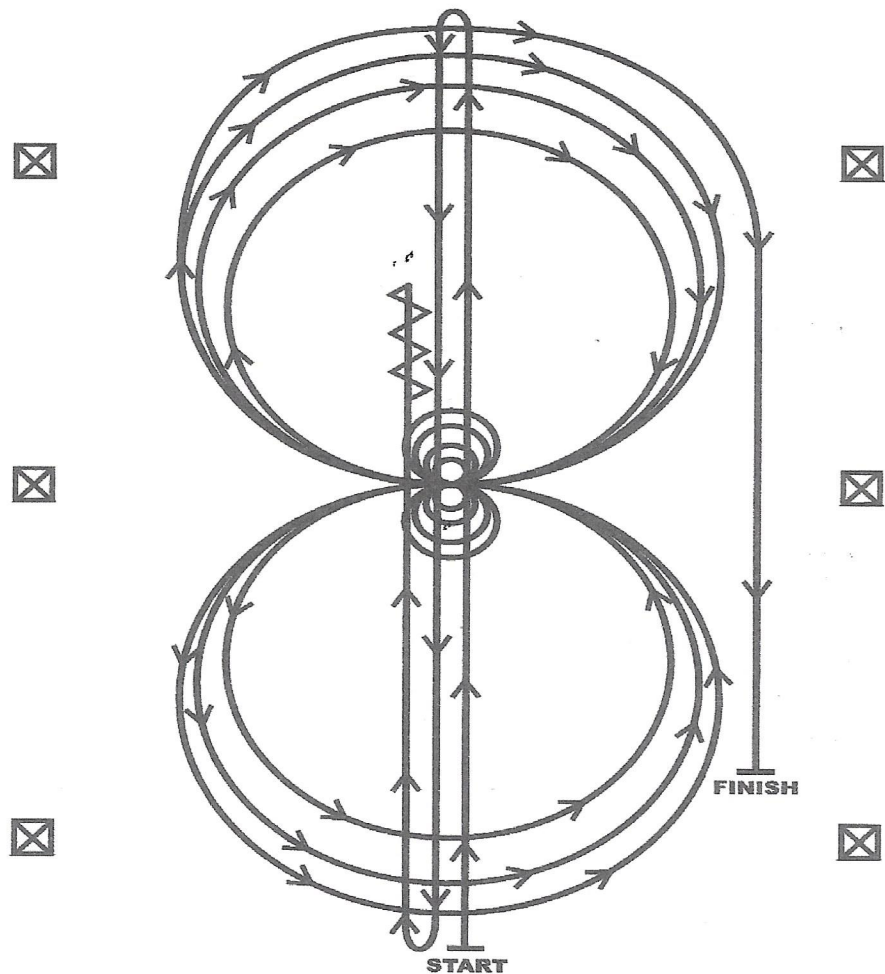
5. Stop and back up and 1/4 turn
6. Right circles and left circles
7. Stop



Hawkeye Ranch Horse Classic

Thursday, August 21, 2025

AQHA Reining # 7



1. Run at speed to the far end of the arena past the end marker and do a left rollback—no hesitation.
2. Run to the opposite end of the arena past the end marker and do a right rollback—no hesitation.
3. Run past the center marker and do a sliding stop. Back up to the center of the arena or at least ten feet (three meters). Hesitate.
4. Complete four spins to the right. Hesitate.
5. Complete four and one-quarter spins to the left so that horse is facing left wall or fence. Hesitate.
6. Beginning on the right lead, complete three circles to the right: the first two circles large fast; the third circle small and slow. Change leads at the center of the arena.
7. Complete three circles to the left: the first two circles large fast; the third circle small and slow. Change leads at the center of the arena.
8. Begin a large circle to the right but do not close this circle. Run straight down the right side of the arena past the center marker and do a sliding stop at least twenty feet (six meters) from the wall or fence. Hesitate to demonstrate completion of the pattern.